



Science focus	Everyday Materials	Year 2	Spring Term
---------------	--------------------	--------	-------------

What? (Key knowledge)

Manipulating solids

Bend	Bend an object by grabbing both ends of the object and bringing the ends inwards together.
Stretch	Stretch an object by pulling your hands slowly apart.
Squash	Squash an object by pushing both of your hands together or against a surface.
Twist	Twist an object by turning your hands in opposite directions.

Properties of materials

Wood	Wood is hard, stiff, strong, opaque and can be carved into any shape.
Glass	Glass is waterproof, transparent, hard and smooth.
Plastic	Plastic is waterproof, strong and can be made to be flexible or stiff, smooth or rough.
Metal	Metal is strong, hard and easy to wash.
Paper	Paper is lightweight and flexible.
Cardboard	Cardboard is strong, light and stiff.
Fabric	Fabric is soft, flexible, hard-wearing, can be stretchy, warm and absorbent.
Rubber	Rubber is hard-wearing, elastic, flexible and strong.





Possible experiences

To investigate the different ways that materials change shape.

What? (Key Vocabulary)

Solids	Solids stay in one place and can be held. They keep their shape and do not flow like liquids.
Materials	What objects are made from.
Sustainability	This means having the right properties which are right for a specific purpose.
Properties	This is what a material is like and how it behaves (hard, bendy, waterproof)
Opaque	Something that is opaque means you can not see through it.
Translucent	Something that is translucent means it lets some light through but you can not see clear shapes.
Transparent	Something that is transparent means it allows light through and you can see through it clearly.

Diagrams and symbols

	
bend	twist
	
stretch	squash